

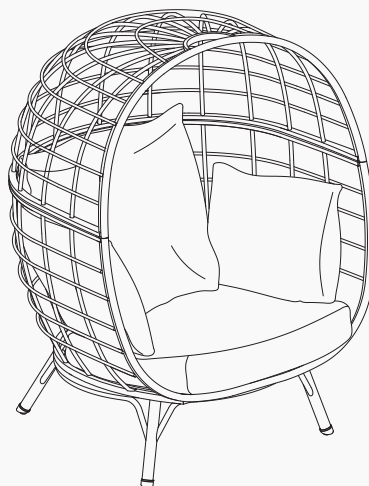
維護與組裝說明

戶外蛋型編織椅

ITM. / ART. 1807178

內含重要資訊，請保留以供日後參考：請詳閱。

適合室內和室外使用
不可用於商業用途。



遇到問題、疑難、零件遺失？

在將商品退回零售商之前，可先撥打 1-888-690-9800與我們的客服部門聯絡（來電請於（太平洋時間）上午8:00 - 下午5:00；東部時間（上午11:00 - 下午8:00，週一至週五。提供英語與西班牙語服務）），或是寄送電子郵件至：survice@sunvilla.com

準備工作

開始組裝本產品之前，確保所有零件都未遺漏。所有的零件使用包裝內容明細以及五金內容明細進行比對。若有任何零件遺失或受損，則請勿嘗試組裝本產品。停止組裝並與我們的客服中心聯絡。

預計組裝時間：20分鐘（2人組裝）。組裝需使用的工具：扳手（本產品已附）

⚠ 安全事項

在嘗試進行組裝或安裝本產品之前，請閱讀並了解本手冊全文。本產品不應當成玩具或工具。孩童不應參與本產品的操作、組裝、移除或拆卸作業。

目錄

維護與保養	3
Care & Maintenance	6
保固	4
Warranty	7
椅子的零件明細	8
Chair Parts List	8
椅子的組裝	9
Chair Assembly	9

維護與保養

框架

使用溫和無刺激性的肥皂手動清洗，並徹底地以水沖洗。以軟布擦乾。請勿使用具磨蝕性的清潔劑或是擦洗過於用力，這都會使表面受損。為確保鋁框的持久與耐用，請將家具在冬季時加以覆蓋並存放在乾燥處。長期地暴露在冰點並接觸濕氣會造成框架損壞，而影響其結構完整性。

布料

Sunbrella® 布料應定時清理。刷掉所有散落的灰塵污物，並以溫和無刺激性的肥皂與微溫的水溶液加以清洗。頑強的污漬及黴菌，則以每3.81公升（1加侖）的水與236毫升（1杯）漂白劑以及59毫升（1/4杯）溫和無刺激性的肥皂所混合之溶液加以清洗。徹底沖洗清除肥皂。讓布料自然風乾。

附註：請勿使用洗衣機清洗。

長時間地曝露於惡劣氣候會導致襯墊被水浸透。為應付此狀況，可使用這些快速提示將襯墊適當地風乾：

1. 拉開襯墊外罩，以便通風並簡化風乾的過程。
請勿將襯墊外罩完全地拆開。
2. 襯墊以直立、拉鍊朝下的位置擺放，以便能更快地將過量水分排除。

為達到最佳的使用品質，在惡劣天氣及雨季時應將襯墊收納於室內。

坐墊

本戶外家具組的各個坐墊皆以高密度泡棉製作，以確保其使用壽命。坐墊在首次使用時可能會覺得其質地堅硬，但在不斷的使用下坐墊會持續變軟，而能在未來的季節裡提供極致的舒適感。

保固

2年有限保固*

本產品自購買日起適用於製造商的材料與做工零瑕疵之2年保固。此保固並未包含因疏忽、濫用或是氣候有關因素所造成的損失。

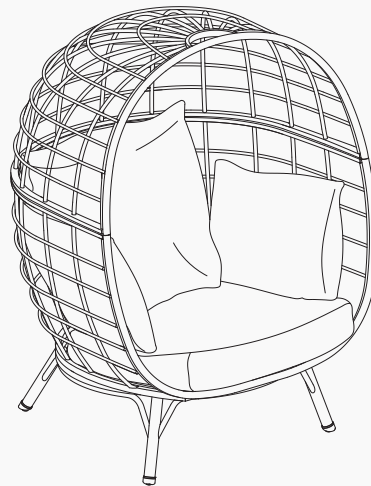
若需保固內容揭露，請寄送電子郵件至service@sunvilla.com 或是連線<https://sunvilla.com>與我們在網路聊天。

Care and Assembly Instructions

Patio Egg Chair

ITM. / ART. 1807178

**IMPORTANT, RETAIN FOR FUTURE REFERENCE: READ CAREFULLY
FOR INDOOR AND OUTDOOR USE
NOT FOR COMMERCIAL USE.**



Questions, problems, missing parts?

Before returning to your retailer, call our Customer Service Department at 1-888-690-9800 (8:00 am - 5:00 pm PT, Monday - Friday, English and Spanish) or email us at service@sunvilla.com.

Preparation

Before beginning to assemble this product, make sure all parts are present. Compare parts with package contents list and hardware contents list. If any parts are missing or damaged, do not attempt to assemble this product. Stop and call our customer service center.

Estimated Assembly Time: 20 minutes (2 persons). Tools Required for Assembly: Wrench (included).

⚠ Safety Information

Please read and understand this entire manual before attempting to assemble or install the product. It should not be used as a toy or tool. Children should not engage in the operation, assembly, removal, or disassembly of the product.

Care and Maintenance

Frame

Hand wash with mild soap and rinse thoroughly with water. Dry with a soft cloth. Do not use abrasive cleaners or scrub too rough as it may mar the surface. To ensure the longevity and durability of the aluminum frame, cover or store your furniture in a dry location during the winter months. Prolonged exposure to freezing temperatures and moisture can cause damage to the frame, affecting its structural integrity.

Fabric

Sunbrella® fabric should be cleaned regularly. Brush off any loose dirt and wash with a mild soap and lukewarm water solution. For stubborn stains and mildew, wash with a solution of 236 ml (1 cup) of bleach and 59 ml (1/4 cup) of mild soap per 3.8 l (1 gallon) of water. Rinse thoroughly to remove soap. Allow fabric to air dry.

NOTE: Do not machine wash.

Extended exposure to the elements can contribute to cushions becoming water-saturated. To combat this, allow your cushions to air-dry properly with these quick tips:

1. Unzip the cushion cover to ventilate and facilitate the drying process.
*Do not remove the cushion covers completely.
2. Place cushions upright, with the zipper facing down to drain excess moisture faster.

For best results, store cushions indoors during inclement weather and rainy seasons.

Cushion

To ensure longevity of your patio set each seat cushion is made with high density foam. With initial use the seat cushions may feel firm, but with continued use the cushions will continue to soften and provide the ultimate comfort for seasons to come.

Warranty

2 YEAR LIMITED WARRANTY*

This product is covered under a manufacturer's 2 year warranty from the date of purchase against defects in materials and workmanship. This warranty does not cover damage due to neglect, abuse, or weather related damage.

For warranty disclosure, email us at: service@sunvilla.com or chat with us at <https://sunvilla.com>.

椅子的零件明細/*Chair Parts List*

⚠ 警告： 在平坦、柔軟、無磨損的表面上執行所有組裝步驟，以避免刮傷飾面。

⚠ WARNING: Perform all assembly steps on a flat, soft, non-abrasive surface to avoid scratching the finish.



x2

預計組裝時間：20分鐘

建議：2人安裝

Estimated Assembly Time: 20 minutes
Recommended: 2 people



手動鎖緊



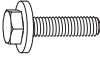

Hand tighten



充分地鎖緊

Fully tighten

零件明細		內容說明	數量
PARTS LIST		DESCRIPTION	QTY
A		椅子底座 Chair Base	1
B		椅架 Chair Frame	1
C		椅架 Chair Frame	1
D		枕頭 Pillow	2
E		背墊 Back Cushion	1

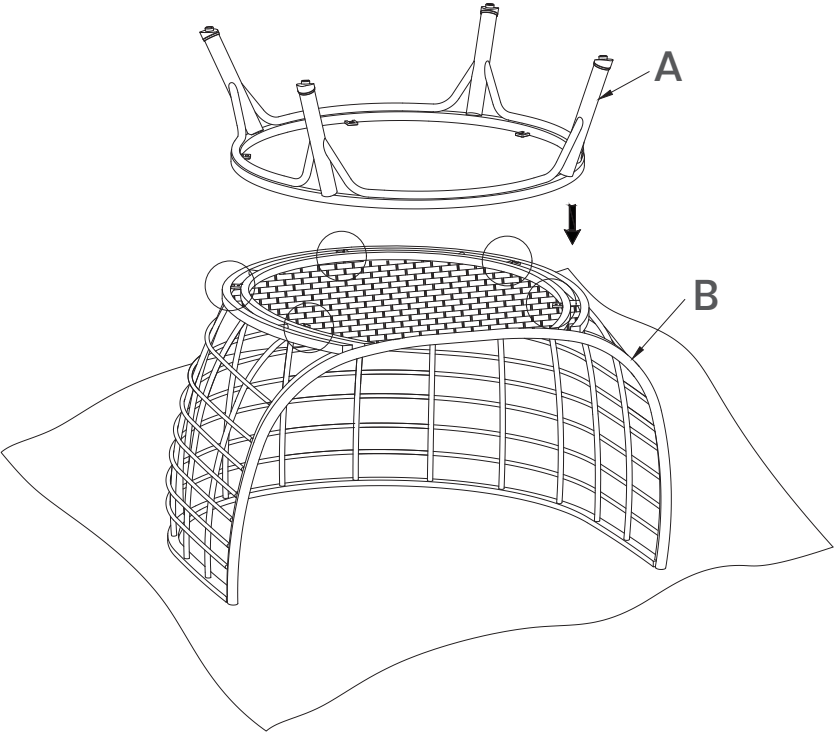
零件明細		內容說明	數量
PARTS LIST		DESCRIPTION	QTY
F		座墊 Seat Cushion	1
AA		M6x25 螺栓 M6x25 Bolt	5
BB		M6x35 螺栓 M6x35 Bolt	4
CC		扳手 Wrench	1

內含重要資訊，請保留以供日後參考：請詳閱。

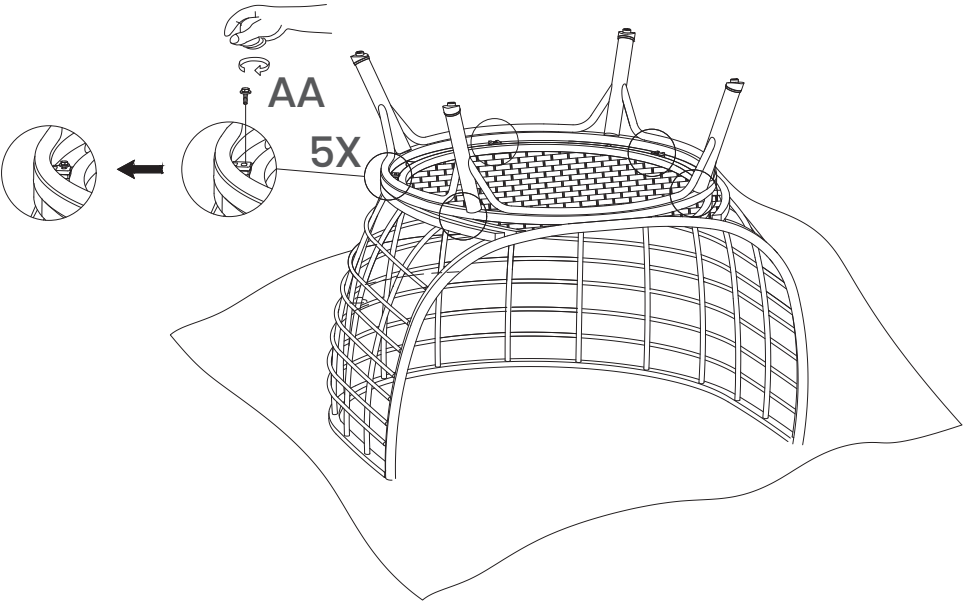
IMPORTANT, RETAIN FOR FUTURE REFERENCE: READ CAREFULLY

椅子的組裝/*Chair Assembly*

1

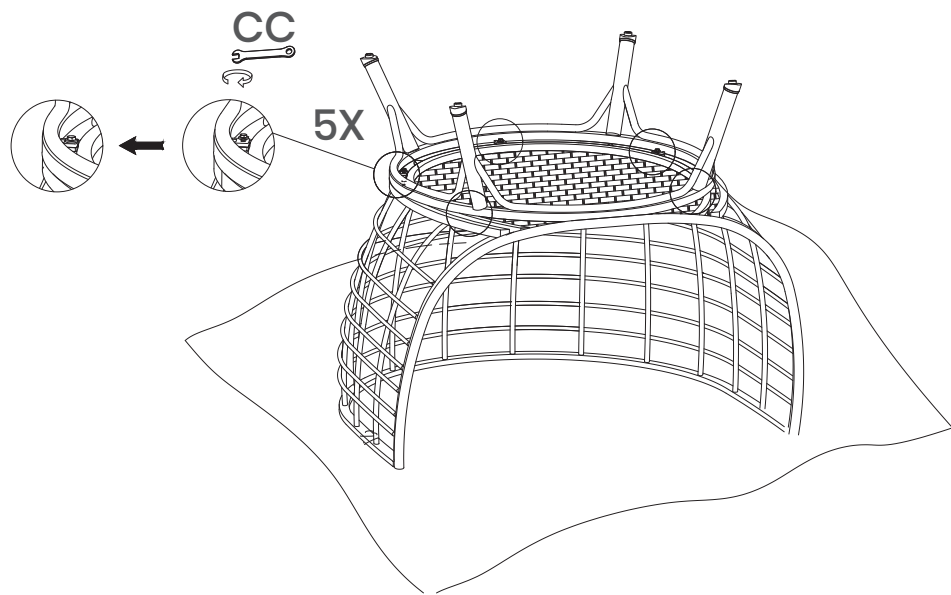


2

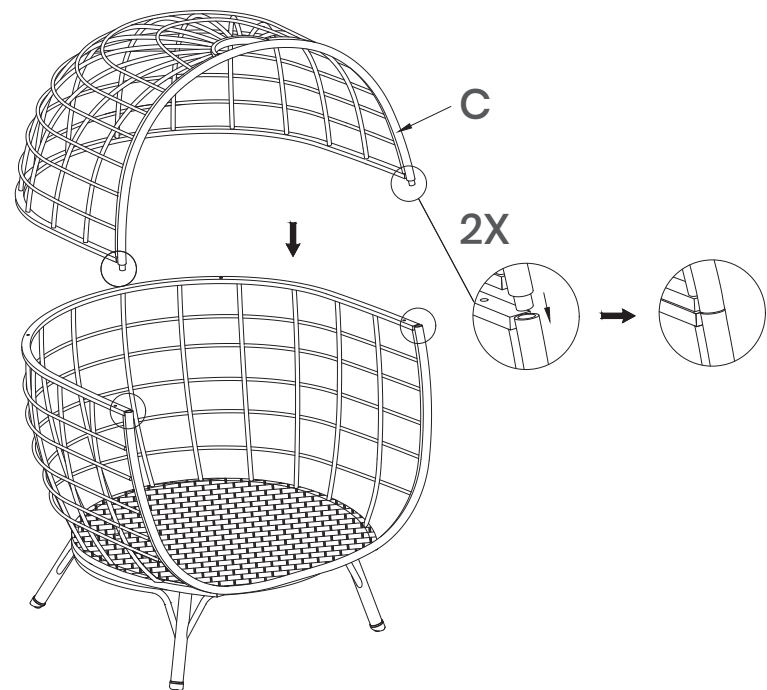


椅子的組裝/Chair Assembly

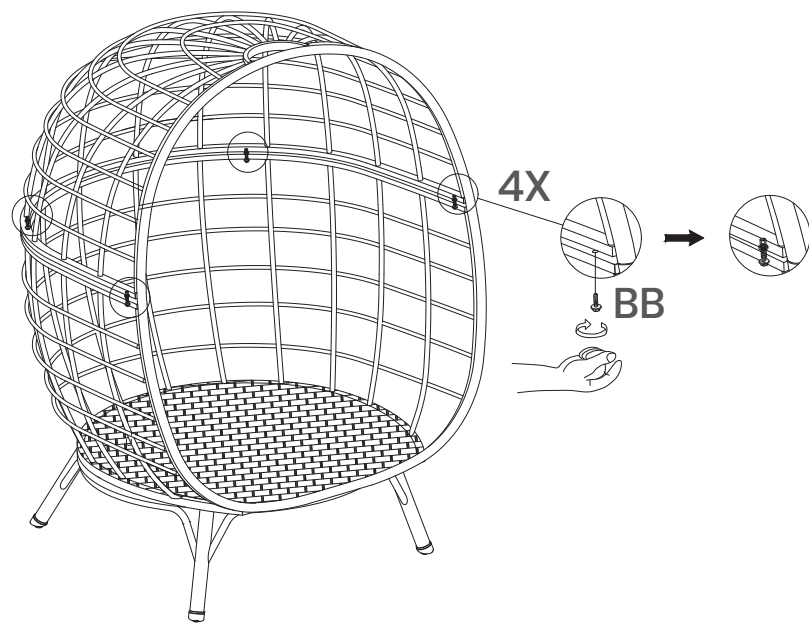
3



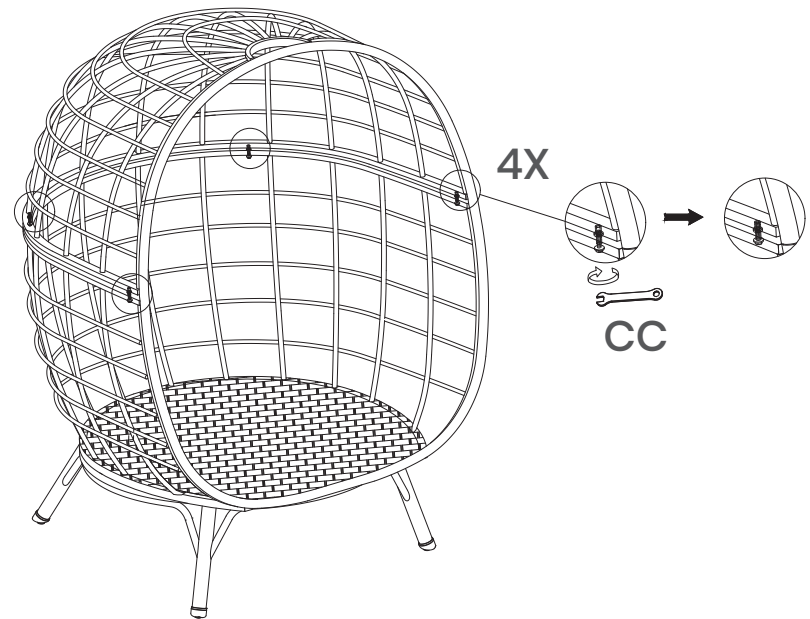
4



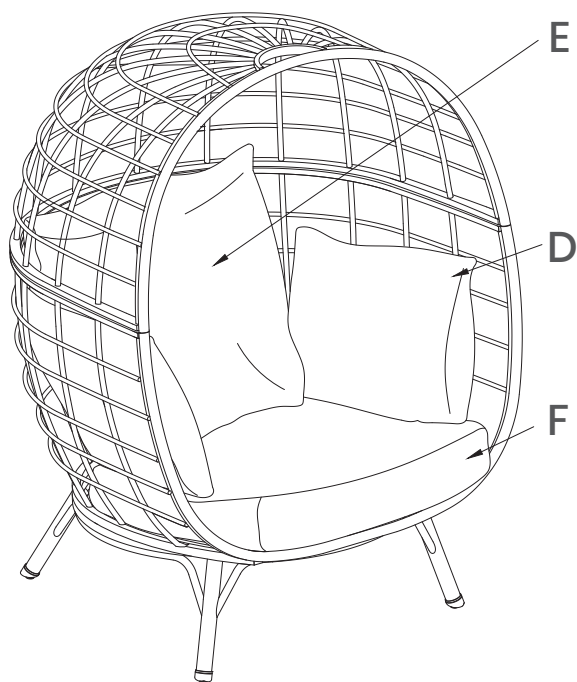
5



6



7



SUNVILLA

Distributed by:
Costco Wholesale Corporation
P.O. Box 34535
Seattle, WA 98124-1535
USA
1-800-774-2678
www.costco.com

Costco Wholesale UK Ltd /
Costco Online UK Ltd
Hartspring Lane
Watford, Herts
WD25 8JS
United Kingdom
01923 213113
www.costco.co.uk

Costco Wholesale Japan Ltd.
2 Kakuchi, 2 Gaiku, Kaneda-Nishi
361 Urakura, Kisarazu shi
Chiba, 292-0007 Japan
0570-200-800
www.costco.co.jp

Costco Wholesale Sweden AB
Box 614
114 11 Stockholm
Sweden
www.costco.se

Costco Wholesale Canada Ltd.*
415 W. Hunt Club Road
Ottawa, Ontario
K2E 1C5, Canada
1-800-463-3783
www.costco.ca

* faisant affaire au Québec sous
le nom les Entrepôts Costco

Costco Wholesale Spain S.L.U.
Polígono Empresarial Los Gavilanes
C/ Agustín de Betancourt, 17
28906 Getafe (Madrid) España
NIF: B86509460
900 111 155
www.costco.es

Costco Wholesale Korea, Ltd.
40, Iljik-ro
Gwangmyeong-si
Gyeonggi-do, 14347, Korea
1899-9900
www.costco.co.kr

Importado por:
Importadora Primex S.A. de C.V.
Blvd. Magnocentro No. 4
San Fernando La Herradura
Huixquilucan, Estado de México
C.P. 52765
RFC: IPR-930907-S70
(55)-5246-5500
www.costco.com.mx

Costco Wholesale Iceland ehf.
Kauptún 3-7, 210 Gardabaer
Iceland
www.costco.is

Costco Wholesale New Zealand Limited
2 Gunton Drive
Westgate
Auckland 0814
New Zealand
www.costco.co.nz

Costco Wholesale Australia Pty Ltd
17-21 Parramatta Road
Lidcombe NSW 2141
Australia
www.costco.com.au

Costco France
1 avenue de Bréhat
91140 Villebon-sur-Yvette
France
01 80 45 01 10
www.costco.fr

Costco (China) Investment Co., Ltd.
Room 01 Mezzanine
No. 5178, Kang Xin Highway
Pudong New District
Shanghai
China 201315
+86-21-6257-7065

MADE IN CHINA
FABRIQUÉ EN CHINE
HECHO EN CHINA