

## CARE AND MAINTENANCE

### **FRAMES**

*Cleaning* - Use mild soap and warm water. Do not use abrasive materials, cleansers or bleach products. Rinse with clean water and dry thoroughly.

*Maintenance* - Periodically clean and dry thoroughly. Be sure to drain any water accumulated inside the frames. To thoroughly drain frames, remove foot caps and tilt the frames, if necessary, to remove all water. This is critical. Water allowed to accumulate inside the frames and then exposed to sub-freezing temperatures can cause damage to the frame tubing. Such damage is not covered under warranty. Always clean, drain and dry thoroughly before storing for the winter. For best results, always store or cover your furniture when not in use.

**\*\*** When cleaning or moving large or heavy items, always have two people work together. Never drag furniture.

### **FABRICS (CUSHIONS/SLINGS)**

Sunbrella® fabric should be cleaned regularly. Brush off any loose dirt and wash with a mild soap and lukewarm water solution. For stubborn stains and mildew, wash with a solution of 236.6 ml / 1 cup of bleach and 59.2 ml / 0.25 cup of mild soap per 3.79L / 1 gallon of water. Rinse thoroughly to remove soap. Allow fabric to air dry.

*Maintenance* - The best way to maintain the beauty of cushions and slings is to store them in a dry area and out of the elements when not in use, or cover with commercially available outdoor furniture covers.

### **SPECIAL WARNINGS**

**THIS ITEM IS INTENDED FOR OUTDOOR DOMESTIC USE ONLY, NOT FOR COMMERCIAL USE.**

**Our goods come with guarantees that cannot be excluded under the Australian Consumer Law. You are entitled to a replacement or refund for a major failure and for compensation for any other reasonably foreseeable loss or damage. You are also entitled to have the goods repaired or replaced if the goods fail to be of acceptable quality and the failure does not amount to a major failure.**

## **1 PIECE WOVEN CHAISE LOUNGE WITH WHEELS ITM. / ART. 1900721**

# **PATIO FURNITURE ASSEMBLY INSTRUCTIONS IMPORTANT RETAIN FOR FUTURE REFERENCE: READ CAREFULLY**

### **MISSING PARTS OR DAMAGED PARTS?**

**Please call our customer service**

**US & Canada : 1-888-383-1932 (English and French)  
or contact email address at [customerservice@agio-usa.com](mailto:customerservice@agio-usa.com)**

**CUSTOMER SERVICE HOURS ARE 9:00AM - 5:00PM  
MONDAY - FRIDAY EST.**

**International Regions:**

**Please visit <http://www.agio-usa.com/service-center/costco-international/>  
or contact email address at [customerservice@agio-usa.com](mailto:customerservice@agio-usa.com)**

**TO EXPEDITE ANY FUTURE WARRANTY CLAIMS AND TO RECEIVE  
UPDATED PRODUCT INFORMATION, BE SURE TO REGISTER YOUR  
PURCHASE ON OUR WEBSITE AT: [www.agio-usa.com](http://www.agio-usa.com)**

**FOR ADDITIONAL SUPPORT ON CARE AND MAINTENANCE OF  
YOUR AGIO OUTDOOR FURNITURE PLEASE VISIT OUR WEBSITE  
AT: [www.agio-usa.com/support](http://www.agio-usa.com/support)**

Agio International Corporation  
1250 Oakmead Parkway  
Suite 210 Sunnyvale,  
Ca 94085-4037 USA

BGE00838

**MADE IN CHINA**

## 維護與保養

### 外框

清潔 - 使用溫和無刺激性的肥皂加溫水清理。禁止使用具磨蝕性的材料、清潔劑或漂白水等清潔用品。以清水洗淨並徹底風乾。

保養 - 定期地清理與徹底風乾。需確保框架內積水徹底的排出並使其乾燥。為能完全將水分排除，必要時請拆下腳墊並使外框傾斜以便積水排出。這是很重要的保養步驟。外框內積水並暴露於冰點以下的溫度時，會造成外框的管形材料損壞。此類損壞並不在保固範圍內。冬季前務必先進行清理、排水並徹底乾燥後才可將本產品貯藏起來。為了保持最佳狀態，隨時將不使用的傢俱貯藏或覆蓋。我們建議使用市售的戶外傢俱防護罩。

\*\* 清潔或搬動大型或較重物品時，必須要由兩人一起搬動。禁止拖拉傢俱。

### 布料（坐墊 / 彈性布料）

清潔 - Sunbrella® 布料需要定期清理。刷掉表布上的浮塵並使用溫和的肥皂水清洗。對於頑固的污垢及霉漬，請使用清水3.79公升(1加崙)，混合236.6毫升(約一杯)的家用漂白水及59.2毫升(約0.25杯)的溫和肥皂液來清洗。用水洗淨後並徹底晾乾。

保養 - 維持坐墊與彈性布料美觀的最佳方法是不使用將其貯藏於乾燥區域並避免惡劣氣候，或是以市售的戶外傢俱防護罩覆蓋。

### 特別警告

本產品僅供居家戶外使用。禁止做為商業用途。

我們的商品保證遵照澳洲消費者法(the Australian Consumer Law)，並未設排除條款。您有權於商品發生重大缺失時要求換貨或退款，以及因可預見的損失及毀損要求合理的賠償金。您也有權在產品無法達到可接受的品質範圍以及在該缺失並未造成重大故障時要求提供維修及換貨處理。

戶外仿藤編沙灘椅  
品項/商品型號: 1900721

戶外露臺傢俱  
組裝說明

## 內含重要資訊

請妥為保存以供未來  
參考使用:請詳閱說明

發現零件短少或損壞?  
請與客服中心聯絡

美國與加拿大請撥: 1-888-383-1932 (提供英語及法語服務)  
或通過郵件聯繫 [customerservice@agio-usa.com](mailto:customerservice@agio-usa.com)

客服時間: 禮拜一至禮拜五  
9:00AM - 5:30PM 東岸時間

美國與加拿大以外的地區請流覽我們的網站  
<http://www.agio-usa.com/service-center/costco-international/>  
或通過郵件聯繫 [customerservice@agio-usa.com](mailto:customerservice@agio-usa.com)

為能加速未來保固索賠的速度並能隨時獲得  
更新的產品資訊，請務必至網址 [www.agio-usa.com](http://www.agio-usa.com) 註冊所購商品。

若需AGIO戶外傢俱相關保養及維修的額外支援請瀏覽以下網站  
[www.agio-usa.com/support](http://www.agio-usa.com/support)









Agio International Corporation  
1250 Oakmead Parkway  
Suite 210 Sunnyvale,  
Ca 94085-4037 USA

BGE00838















中國製

\* NOTE: PARTS SHOWN ON PARTS LIST ARE NOT TO SCALE.

\* 注意：零件表上的零件圖示並非等比例呈現

	PARTS LIST 零件圖示	QTY 數量	ORDER PART # 零件訂購代號	DESCRIPTION 零件說明
A		1	SL0353	SEAT FRAME 椅架
B		2	SL0354	LEG(FRONT) 前腳
C		1	SL0355	LEFT LEG(BACK) 後腳(左)
D		1	SL0356	RIGHT LEG(BACK) 後腳(右)
E		12	HW0194	(22 MM) SCREW 螺絲
F		12	HW0443	SPRING WASHER 彈簧墊圈
G		12	HW0004	WASHER 墊圈
H		1	HW0252	ALLEN WRENCH 內六角扳手

FACTORY ASSEMBLY (工廠組裝)

I		2	HW0509	ADJUSTMENT BAR COVER 三角膠
J		2	HW0512	ADJUSTMENT BAR WASHER 華司
K		2	G0357	BUMPER 護套
L		8	FC0427	SLING TUBE CAP 內塞
M		2	FC0756	FOOT CAP 腳塞
N		1	SL0357	ADJUSTMENT BAR 背千秋管
O		2	HW0721	1/4" X 45 MM SCREW 1/4" X 45 MM 螺絲
P		8	HW0066	5/16" X 35 MM SCREW 5/16" X 35 MM 螺絲
Q		4	HW0091	1/4" X 35 MM SCREW 1/4" X 35 MM 螺絲
R		2	HW0907	1/4" X 58 MM SCREW 1/4" X 58 MM 螺絲
S		4	HW0188	Ø6.5 X 1.0 MM WASHER Ø6.5 X 1.0 MM 墊圈
T		12	HW0005	Ø8.5 X 1.5 MM WASHER Ø8.5 X 1.5 MM 墊圈
Y		2	HW0025	Ø8.5 X 6.0 MM WASHER Ø8.5 X 6.0 MM 華司
V		4	HW0755	Ø8.5 X 2.0 MM WASHER Ø8.5 X 2.0 MM 墊圈

MAKE SURE YOU HAVE ALL THE PARTS & HARDWARE AS IDENTIFIED ON THE PARTS LIST  
請核對零件表，確認全部組裝零件齊全。

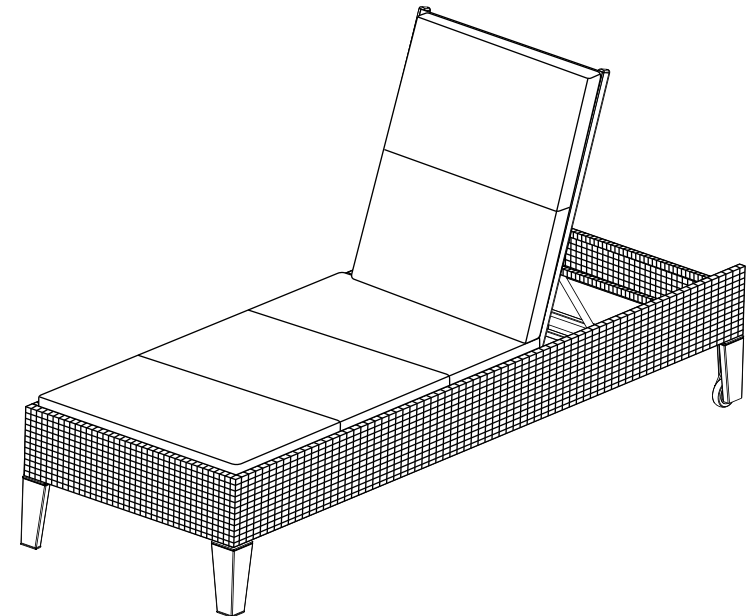
## 1 PIECE WOVEN CHAISE LOUNGE WITH WHEELS

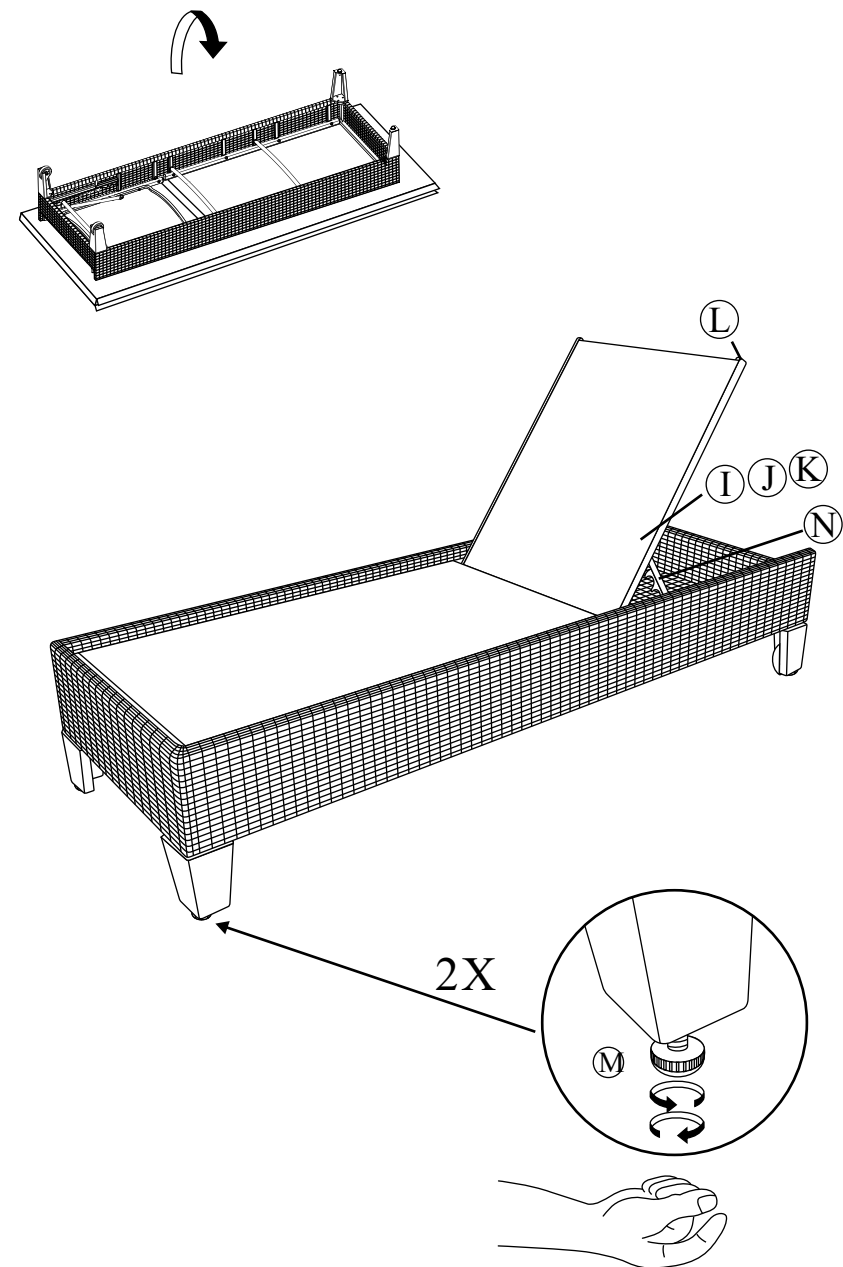
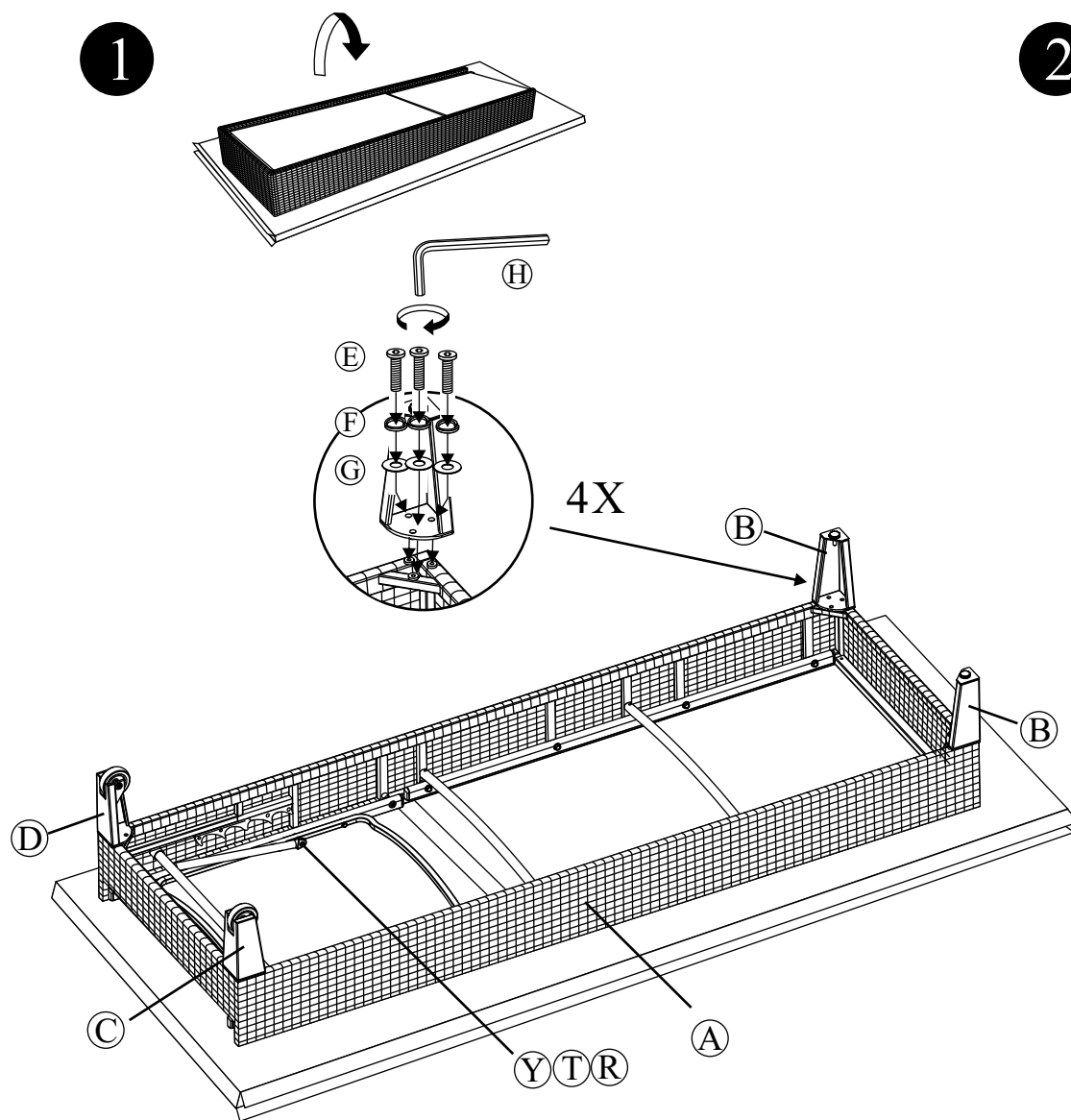
戶外仿藤編沙灘椅

**ITM. / ART. 1900721**  
品項/商品型號: 1900721

**IMPORTANT RETAIN FOR FUTURE  
REFERENCE: READ CAREFULLY  
BEFORE ASSEMBLY**

內含重要資訊!!請於組裝前  
詳閱使用說明書!!





Distributed by:  
Costco Wholesale Corporation  
P.O. Box 34535  
Seattle, WA 98124-1535  
USA  
1-800-774-2678  
www.costco.com

Imported by / Importé par :  
Costco Wholesale Canada Ltd.\*  
415 W. Hunt Club Road  
Ottawa, Ontario  
K2E 1C5, Canada  
1-800-463-3783  
www.costco.ca  
\* faisant affaire au Québec sous  
le nom les Entrepôts Costco

Importado por:  
Importadora Primex S.A. de C.V.  
Blvd. Magnocentro No. 4  
San Fernando La Herradura  
Huixquilucan, Estado de México  
C.P. 52765  
RFC: IPR-930907-S70  
(55)-5246-5500  
www.costco.com.mx

Imported by:  
Costco Wholesale Australia Pty Ltd  
17-21 Parramatta Road  
Lidcombe NSW 2141  
Australia  
www.costco.com.au

Imported by:  
Costco Wholesale UK Ltd /  
Costco Online UK Ltd  
Hartspring Lane  
Watford, Herts  
WD25 8JS  
United Kingdom  
01923 213113  
www.costco.co.uk

Importado por:  
Costco Wholesale Spain S.L.U.  
Polígono Empresarial Los Gavilanes  
C/ Agustín de Betancourt, 17  
28906 Getafe (Madrid) España  
NIF: B86509460  
900 111 155  
www.costco.es

Distributed by:  
Costco Wholesale Iceland ehf.  
Kauptún 3-7, 210 Gardabaer  
Iceland  
www.costco.is

Distribué par :  
Costco France  
1 avenue de Bréhat  
91140 Villebon-sur-Yvette  
France  
01 80 45 01 10  
www.costco.fr

Imported by:  
Costco Wholesale Japan Ltd.  
3-1-4 Ikegami-Shincho  
Kawasaki-ku, Kawasaki-shi,  
Kanagawa 210-0832 Japan  
044-281-2600  
www.costco.co.jp

Imported and Distributed by:  
Costco Wholesale Korea, Ltd.  
40, Iljik-ro  
Gwangmyeong-si  
Gyeonggi-do, 14347, Korea  
1899-9900  
www.costco.co.kr

Imported by / Manufactured for:  
Costco President Taiwan, Inc.  
No. 656 Chung-Hwa 5th Road  
Kaohsiung, Taiwan  
Company Tax ID: 96972798  
449-9909 or 02-449-9909 (if cellphone)  
www.costco.com.tw

Imported by / Distributed by:  
Shanghai Minhang Costco Trading Co., Ltd  
Unit 109, No 388, Lian You Road  
Minhang District, Shanghai  
China 201107  
+86-21-6257-7065