

black+blum

L O N D O N

MICROWAVE-SAFE STAINLESS STEEL FOOD BOXES



EN: Please read these instructions carefully and retain for future reference

ZH-TW: 請仔細閱讀說明書並妥善保存以便未來對照使用。

Materials

Base: 304/18-8 Stainless steel

Lid: Silicone, Polypropylene
(heat-resistant temperature of the lid: 75°C)

(盒身) 304/18-8不鏽鋼
(上蓋) 聚丙烯(P.P) 矽膠 上蓋耐熱溫度: 75°C

www.black-blum.com

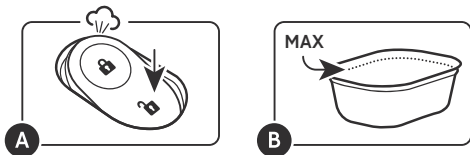
Black and Blum Ltd.
40 Rushworth Street, London, SE1 0RB, UK

Black and Blum Europe BV.
Reyndersstraat 30, 2000 Antwerpen, België (BE)

EN

Use & Care

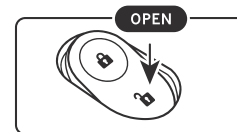
- Wash all parts before first use.
- All parts are dishwasher safe. Lid on the top rack only. Handwashing will prolong the lifespan of the product.
- Do not use bleach, cleaners containing chlorine, abrasive cleaners, or scrubbers on any part of the box as they may dull the finish.
- To ensure box is 100% leak proof, check silicone seal is positioned evenly around the edge of the lid, and rim of steel box is clean and dry. With the valve open, firmly push the lid down on all sides so there are no gaps. Then press the valve down to lock.
- Excess steam can add pressure to lid, and cause it to open when food is heated. To prevent this when transporting very hot food, keep the box horizontal and open the valve button. This box is best used to transport cold food.
- To open: push valve button to release vacuum (Illustration A) then hold the side/corner of the base with one hand and gently lift the lid with the other by pulling at a corner or short side.
- Do not overfill with food. (Illustration B)
- The base is oven safe; however please note that exposing the box to high temperatures for an extended period of time (e.g. in the oven or under a grill) could cause discolouration to the steel. The lid is not oven safe.



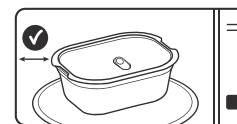
- Be aware using in microwave and oven can cause metal to discolour.
- Please note that a slow but steady change in temperature can cause the box to open (e.g. if box is sitting in the sun). As air warms, it will expand and put pressure on the lid. To prevent, keep box horizontal and open the valve button.
- Keep the box flat when possible during transportation.
- This box is freezer safe and perfect for storage.
- For more information on how to use, clean and maintain this product, available spare parts and how to recycle it, please go to the product page on our website www.black-blum.com

The product is microwave safe:

- Use caution when removing from microwave, the steel box could be hot.
- Avoid contact with any metal surface when microwaving, including a metal plate, metal racks or the microwave wall, this can cause sparking or burn marks on the box.
- Do not heat the box in the microwave empty or filled with water.
- Do not put the box in to microwave directly from freezer. All contents must be defrosted before heating in microwave.
- Use in microwaves up to 1000kw.
- Refer to microwave instructions before using this product in a microwave. This includes not heating foods that have a high fat content, have very thick consistency or have a shell (ex. whole eggs, tomatoes, prawns, etc.).e



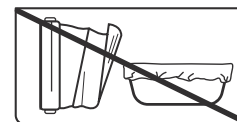
Ensure the valve button is open and not sealed when microwaving.



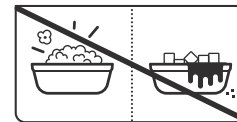
Heat **1 box** at a time in centre of microwave. Contact with microwave walls can cause sparking.



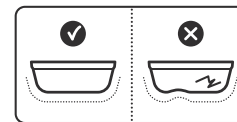
Microwave in 2 minute maximum intervals, stir food and repeat as required.



Do not heat with aluminium foil or cling film. Foil can cause sparking, and cling film can melt to the box.



Avoid cooking foods which heat to extreme temperatures like popcorn or sugar, this can cause burns.

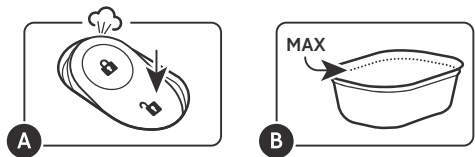


Very deep dents or scratches in box can cause sparking in microwave, although this is rare.

ZH-TW

使用與清潔說明

- 使用前請先清洗所有產品零件。
- 所有零件皆適用於洗碗機清洗，上蓋請置於洗碗機最上層。建議手洗可以延長產品壽命。
- 請勿使用漂白劑、含氯的清潔劑、磨粉清潔劑、金屬刷來清潔產品，以避免造成產品表面受損。
- 使用時，請確認的膠圈正確繞在上蓋邊緣，均勻壓入上蓋溝槽後，確認不鏽鋼頂部內緣乾淨而且乾燥。接著將上蓋氣閥按鈕打開，穩固均勻的將上蓋往盒身壓入，確保每一邊都壓入且上蓋與盒身無縫隙後再關上氣閥按鈕，這樣才能確保產品100%密封不漏水。
- 食物加熱後，過多的蒸氣可能對上蓋造成壓力導致上開被推開。為了避免這種情形發生，攜帶高溫食物外出時，建議餐盒務必平放且將氣閥按鈕壓閉，如圖示A以釋放壓力。另外，此餐盒較適用於攜帶冷食外出。
- 如何打開餐盒: 將氣閥按鈕往下壓打開(如圖示A)，然後一隻手握住盒身的一邊，另一隻手從上蓋其中一角小心地拉開上蓋。
- 請勿過量盛裝食物，食物盛裝需與盒頂保持些許距離，請見示意圖B。

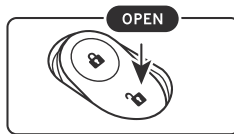


- 不鏽鋼盒身適用於烤箱，然而不鏽鋼盒身暴露在高溫過久(如在烤箱或是烤架)可能造成不鏽鋼盒身顏色改變，這是自然的變化。請注意，P.P上蓋不可放入烤箱內。
- 不鏽鋼長期使用在微波爐跟烤箱後有可能稍微變色但不影響功能，為自然變化。
- 餐盒在溫度穩定變化上升的環境中有可能因為盒體膨脹而給予上蓋壓力，甚至推開上蓋，影響密封性(例如長時間置於陽光下)。為避免這情形發生，請盡量直立放置餐盒，並壓閉氣閥按鈕讓壓力釋出。
- 攜帶餐盒外出時，請盡量正放餐盒，保持直立。
- 此不鏽鋼餐盒可用於冷凍,完美儲存食物。
- 若想了解更多此產品使用、清潔以及維護的方式，提供的備品，回收的方式，請參觀我們的網站www.black-blum.com。

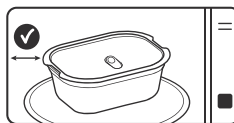
此產品可用於微波爐

- 將產品從微波爐取出時請小心，不鏽鋼盒身可能會因加熱產生高溫。
- 使用於微波爐時，須避免與金屬表面接觸，包含金屬轉盤、金屬架、微波爐金屬內壁，以避免產生火花或是在盒體造成燒焦的痕跡。
- 請勿放置空餐盒或是只有盛裝水的餐盒放入於微波爐內加熱使用。
- 請勿將從冷凍取出的餐盒直接放入微波爐加熱，食物需要解凍後才能微波加熱。
- 使用於微波爐時，最大瓦數為1000w。

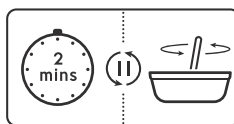
- 使用產品於微波爐時，請先參照微波爐使用建議，例如不建議微波加熱高油脂、濃稠型食物，或是帶殼、外層有膜的食物(整顆未切的雞蛋、番茄、帶殼的蝦子..等食材)。



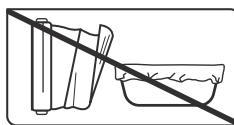
使用於微波爐時，請確保氣閥按鈕是打開的而不是關上的，如圖示。



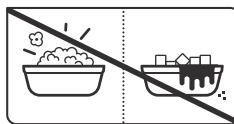
使用於微波爐時，一次只能放入一個餐盒並將餐盒置於轉盤中間，確保餐盒不與任何一面微波爐內壁接觸以避免產生火花。




每次微波最多2分鐘，取出稍微攪拌後再繼續微波，重複一樣的步驟來加熱食物到需要的熱度。



微波時，請勿同時使用鋁箔或保鮮膜。鋁箔在微波爐可能產生火花，而保鮮膜會融化在盒子上。



避免微波需要高溫烹煮的食物，像是爆米花、糖，這些可能導致燒焦。



若產品盒身有強烈撞擊凹陷或是刮痕，雖然可能性很低但盒身有可能在微波加熱時產生火花。