

## CARE AND MAINTENANCE

### **FRAMES**

*Cleaning* - Use mild soap and warm water. Do not use abrasive materials, cleansers or bleach products. Rinse with clean water and dry thoroughly.

*Maintenance* - Periodically clean and dry thoroughly. Be sure to drain any water accumulated inside the frames. To thoroughly drain frames, remove foot caps and tilt the frames, if necessary, to remove all water. This is critical. Water allowed to accumulate inside the frames and then exposed to sub-freezing temperatures can cause damage to the frame tubing. Such damage is not covered under warranty. Always clean, drain and dry thoroughly before storing for the winter. For best results, always store or cover your furniture when not in use.

\*\* When cleaning or moving large or heavy items, always have two people work together. Never drag furniture.

### **FABRICS (CUSHIONS/SLINGS)**

Sunbrella® fabric should be cleaned regularly. Brush off any loose dirt and wash with a mild soap and lukewarm water solution. For stubborn stains and mildew, wash with a solution of 236.6 ml / 1 cup of bleach and 59.2 ml / 0.25 cup of mild soap per 3.79L / 1 gallon of water. Rinse thoroughly to remove soap. Allow fabric to air dry.

*Maintenance* - The best way to maintain the beauty of cushions and slings is to store them in a dry area and out of the elements when not in use, or cover with commercially available outdoor furniture covers.

### **SPECIAL WARNINGS**

**THIS ITEM IS INTENDED FOR OUTDOOR DOMESTIC USE ONLY, NOT FOR COMMERCIAL USE.**

**Our goods come with guarantees that cannot be excluded under the Australian Consumer Law. You are entitled to a replacement or refund for a major failure and for compensation for any other reasonably foreseeable loss or damage. You are also entitled to have the goods repaired or replaced if the goods fail to be of acceptable quality and the failure does not amount to a major failure.**

## **5 PIECE WOVEN FIREPLACE CHAT SET ITM. / ART. 120073**

### **PATIO FURNITURE ASSEMBLY INSTRUCTIONS**

## **IMPORTANT**

# **RETAIN FOR FUTURE REFERENCE: READ CAREFULLY**

### **MISSING PARTS OR DAMAGED PARTS?**

**Please call our customer service**

**US & Canada : 1-888-383-1932 (English and French)  
or contact email address at [customerservice@agio-usa.com](mailto:customerservice@agio-usa.com)**

**CUSTOMER SERVICE HOURS ARE 9:00AM - 5:00PM  
MONDAY - FRIDAY EST.**

**International Regions:**

Please visit <http://www.agio-usa.com/service-center/costco-international/>  
or contact email address at [customerservice@agio-usa.com](mailto:customerservice@agio-usa.com)

**TO EXPEDITE ANY FUTURE WARRANTY CLAIMS AND TO RECEIVE  
UPDATED PRODUCT INFORMATION, BE SURE TO REGISTER YOUR  
PURCHASE ON OUR WEBSITE AT: [www.agio-usa.com](http://www.agio-usa.com)**

**FOR ADDITIONAL SUPPORT ON CARE AND MAINTENANCE OF  
YOUR AGIO OUTDOOR FURNITURE PLEASE VISIT OUR WEBSITE  
AT: [www.agio-usa.com/support](http://www.agio-usa.com/support)**

Agio International Corporation  
1250 Oakmead Parkway  
Suite 210 Sunnyvale,  
Ca 94085-4037 USA

AGE00823  
ARE01700

**MADE IN CHINA**

## Clay / Porcelain Tabletop

### **About Clay / Porcelain Tile**

Clay / Porcelain Tile is a material that is compressed and heated at high temperatures. Though the material is stain resistant, the grout is porous and could stain. Your tabletop has been sealed and protected with a specially formulated, high quality sealer to minimize staining.

The tabletop can retain heat depending on the outside temperature. In sunny hot weather conditions, care should be exercised when touching the tabletop.

### **Care and Maintenance**

Your tabletop is protected with our specially formulated factory sealer that offers a high level of protection from all stains and acidic liquids and should not break down over time or with normal outdoor use.

The tabletop should not require frequent reapplication of sealer to maintain its durability and the sealer can be easily repaired if it becomes scratched or damaged. However, should you choose to seal your tabletop, you should use only the sealer that was applied to your tabletop during its factory production.

Chemical formulations of sealer products vary and could be incompatible with the sealer that was originally used on your tabletop. Using any sealer other than our factory sealer might produce undesirable results and will void any applicable warranty. Before you reseal your tabletop or to obtain our factory sealer, please visit our website at [www.agio-usa.com/claycare](http://www.agio-usa.com/claycare) or [www.agio-usa.com/porcelaincare](http://www.agio-usa.com/porcelaincare) or call our Customer Service Center in the US and Canada at 1-888-383-1932.

### **Cleaning**

Clay and porcelain are virtually maintenance free. Just keep the table clean with mild soap and water to keep mold & mildew from forming. Simply use clean water and mild dish soap. Clean the tabletop with a soft, clean, white cloth or sponge.

Never use scouring creams, abrasive cleansers, acids, or petroleum based products. Rinse with plenty of clean water to remove soap residue. Dry thoroughly after cleaning to prevent buildup of any residue from minerals that might be present in your water, even with softened water.

### **Spills**

Accidental spills should be cleaned immediately even though your tabletop is sealed. Wipe spills with a clean, soft white cloth. Rinse with clean, warm water and dry thoroughly. The special factory sealer forms a protective barrier that will minimize potential damage to the tabletop by allowing more clean-up time for accidental spills.

### **Recommendations**

To help protect the sealer, use coasters and placemats when dining. Coasters will help absorb sweating by beverage containers and prevent hot containers such as mugs from leaving rings. Placemats will catch spills and prevent dishes from scratching the sealer if dragged across the tabletop. Use trivets or hot pads between dishes and the tabletop to minimize rapid heat transfer. The tabletop can rapidly draw heat from a hot dish and potentially crack the dish. Cover your dining set with an outdoor furniture cover when not in use.

For additional and more detailed information on clay / porcelain tabletop care, sealing the tabletop or to repair damages, visit our website at [www.agio-usa.com/claycare](http://www.agio-usa.com/claycare) or [www.agio-usa.com/porcelaincare](http://www.agio-usa.com/porcelaincare) or call our Customer Service Center in the US and Canada at 1-888-383-1932.

## 維護與保養

### 外框

清潔 - 使用溫和無刺激性的肥皂加溫水清理。禁止使用具磨蝕性的材料、清潔劑或漂白水等清潔用品。以清水洗淨並徹底風乾。

保養 - 定期地清理與徹底風乾。需確保框架內積水徹底的排出並使其乾燥。為能完全將水分排除，必要時請拆下腳墊並使外框傾斜以便積水排出。這是很重要的保養步驟。外框內積水並暴露於冰點以下的溫度時，會造成外框的管形材料損壞。此類損壞並不在保固範圍內。冬季前務必先進行清理、排水並徹底乾燥後才可將本產品貯藏起來。為了保持最佳狀態，隨時將不使用的傢俱貯藏或覆蓋。我們建議使用市售的戶外傢俱防護罩。

\*\* 清潔或搬動大型或較重物品時，必須要由兩人一起搬動。禁止拖拉傢俱。

### 布料（坐墊 / 彈性布料）

清潔 - Sunbrella® 布料需要定期清理。刷掉表布上的浮塵並使用溫和的肥皂水清洗。對於頑固的污垢及霉漬，請使用清水3.79公升(1加崙)，混合236.6毫升(約一杯)的家用漂白水及59.2毫升(約0.25杯)的溫和肥皂液來清洗。用水洗淨後並徹底晾乾。

保養 - 維持坐墊與彈性布料美觀的最佳方法是不使用將其貯藏於乾燥區域並避免惡劣氣候，或是以市售的戶外傢俱防護罩覆蓋。

### 特別警告

本產品僅供居家戶外使用。禁止做為商業用途。

我們的商品保證遵照澳洲消費者法(the Australian Consumer Law)，並未設排除條款。您有權於商品發生重大缺失時要求換貨或退款，以及因可預見的損失及毀損要求合理的賠償金。您也有權在產品無法達到可接受的品質範圍以及在該缺失並未造成重大故障時要求提供維修及換貨處理。

戶外仿藤編5件組  
品項/商品型號: 120073

戶外露臺傢俱  
組裝說明

## 內含重要資訊

# 請妥為保存以供未來 參考使用:請詳閱說明

發現零件短少或損壞?  
請與客服中心聯絡

美國與加拿大請撥: 1-888-383-1932 (提供英語及法語服務)  
或通過郵件聯繫customerservice@agio-usa.com

客服時間: 禮拜一至禮拜五  
9:00AM - 5:30PM東岸時間

美國與加拿大以外的地區請流覽我們的網站  
<http://www.agio-usa.com/service-center/costco-international/>  
或通過郵件聯繫 customerservice@agio-usa.com

為能加速未來保固索賠的速度並能隨時獲得  
更新的產品資訊，請務必至網址[www.agio-usa.com](http://www.agio-usa.com)註冊所購商品。

若需AGIO戶外傢俱相關保養及維修的額外支援請瀏覽以下網站  
[www.agio-usa.com/support](http://www.agio-usa.com/support)

Agio International Corporation  
1250 Oakmead Parkway  
Suite 210 Sunnyvale,  
Ca 94085-4037 USA

AGE00823  
ARE01700

中國製

## 陶瓷檯面

### 關於陶瓷磚

陶瓷磚是一種以高溫壓縮和加熱的物質。雖然此物質可以防污，但水泥漿是有很多孔和可能出現污垢的。此檯面已經用一種特製的高品質密封材料加以密封和保護，幫助將污垢減至最少。

此檯面會因應室外溫度而變熱。在天晴天氣熱時，觸摸檯面時要小心。

### 保養與維護

此檯面使用我們工廠特製的密封材料加以保護，此材料能夠有效地保護檯面免受一切污垢及酸性液體所影響，而且不會隨時間而分解，正常地在室外使用亦不會分解。

此檯面不需經常重新加上密封材料，亦可保持耐用。如果它被刮花或損壞，亦能夠很容易被修補。不過，如果您選擇把檯面密封，您應該只用此檯面原廠生產的密封材料。

密封材料產品的化學成分各有不同，它們可能與此檯面原本用的不相容。使用任何不是原廠生產的密封材料可能會導致效果不理想，而且會令任何適用的保養作廢。在重新密封檯面或獲取原廠生產的密封材料之前，請瀏覽我們網站[www.agio-usa.com/claycare](http://www.agio-usa.com/claycare)或[www.agio-usa.com/claycare](http://www.agio-usa.com/claycare)，或致電我們在美國及加拿大的客戶服務中心，電話號碼1-888-383-1932。

### 清潔

陶瓷幾乎是不用維護的。只需用溫和肥皂及清水清潔，以免出現黴菌和發黴便可。請使用清水及溫和清潔劑。使用柔軟、乾淨的布、白布或海綿清潔檯面。

絕對不要用擦洗霜、磨料清潔劑、酸性或石油產品。使用大量清水沖走殘留肥皂。清潔後徹底風乾，以防水中任何可能有的礦物殘渣積聚，必要時可使用軟化水。

### 倒瀉在檯面上的液體

即使檯面已經被密封，不小心倒瀉在檯面上的液體應立即清潔。倒瀉在檯面上的葡萄酒應該用乾淨的柔軟白布清潔，然後以清潔的溫水沖洗和風乾。特製的原廠生產密封材料會產生保護膜，此保護膜在不小心倒瀉液體在檯面時讓您有更多時間清潔，以盡量減少對檯面的潛在損壞。

### 建議

用膳時使用杯墊及餐墊可幫助保護密封材料。杯墊可幫助吸收杯子滲出的水，並且防止湯杯等熱的容器留下因熱力而在檯面上產生的圈子。餐墊則可阻隔倒瀉在檯面上的液體，並且防止碗碟刮花密封材料。使用三角架或隔熱墊，將碗碟及檯面隔開，以盡量減少高速傳熱。檯面會從熱的碗碟迅速吸熱，這樣可能會使碗碟爆裂。不使用時，請以室外家私套將餐檯蓋好。

如欲獲得更多關於陶瓷檯面保養、密封檯面或修復損壞的詳細資訊，請瀏覽我們的網站[www.agio-usa.com/claycare](http://www.agio-usa.com/claycare)或[www.agio-usa.com/claycare](http://www.agio-usa.com/claycare)，或致電我們在美國及加拿大的客戶服務中心，電話號碼1-888-383-1932。

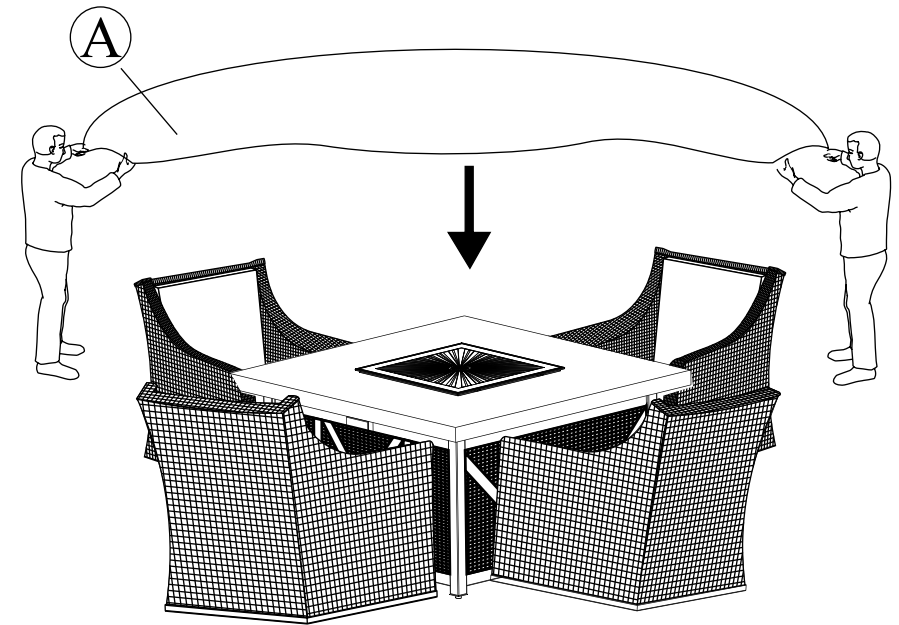
\*NOTE: PARTS SHOWN ON PARTS LIST ARE NOT TO SCALE.

\* 注意：零件表上的零件圖示並非等比例呈現

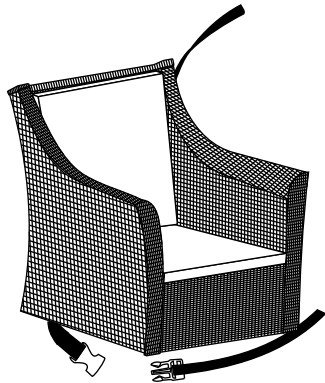
	PARTS LIST 零件圖示	QTY 數量	ORDER PART # 零件訂購代號	DESCRIPTION 零件說明
A		1	ZZE01812	FURNITURE COVER 傢俱防塵罩

\*The furniture cover (A) is designed to protect your investment from the elements and will repel water. Please note the cover is not 100% waterproof and moisture may seep in if allowed to collect.

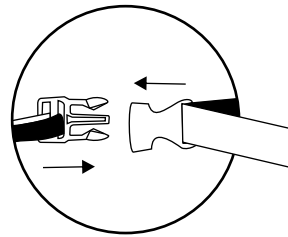
\* 傢俱防塵罩(A)是設計用來保護產品免受惡劣天候影響以及做為防水之用。請注意，此防塵罩並非100%防水，若水分溼氣聚集則可能滲透入防塵罩內。



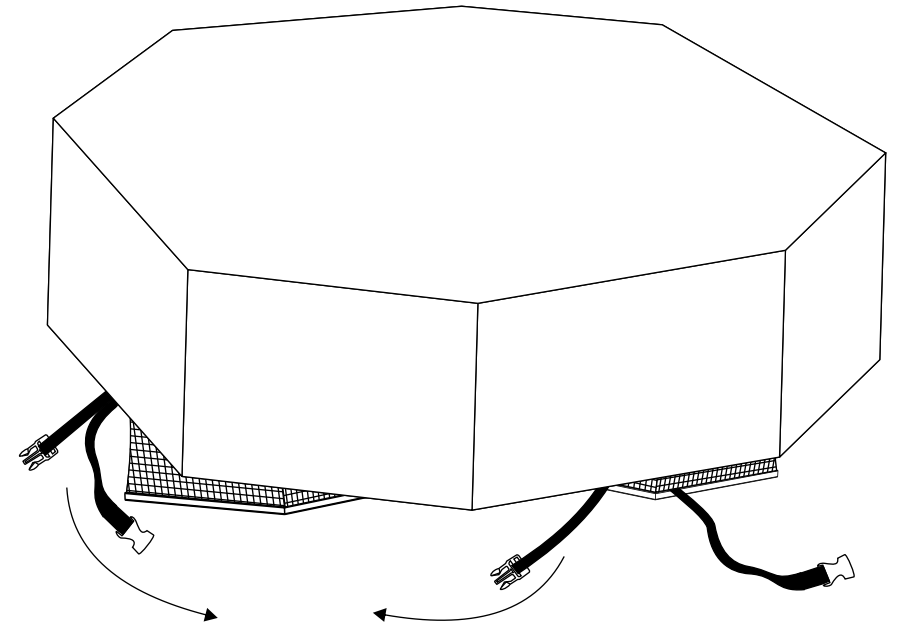
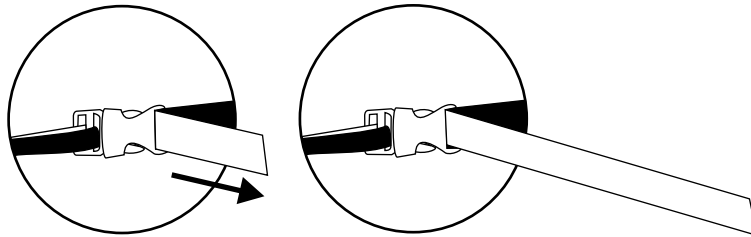
1



2



3



Distributed by:  
Costco Wholesale Corporation  
P.O. Box 34535  
Seattle, WA 98124-1535  
USA  
1-800-774-2678  
www.costco.com

Imported by / Importé par :  
Costco Wholesale Canada Ltd.\*  
415 W. Hunt Club Road  
Ottawa, Ontario  
K2E 1C5, Canada  
1-800-463-3783  
www.costco.ca  
\* faisant affaire au Québec sous  
le nom les Entrepôts Costco

Importado por:  
Importadora Primex S.A. de C.V.  
Blvd. Magnocentro No. 4  
San Fernando La Herradura  
Huixquilucan, Estado de México  
C.P. 52765  
RFC: IPR-930907-S70  
(55)-5246-5500  
www.costco.com.mx

Imported by:  
Costco Wholesale Australia Pty Ltd  
17-21 Parramatta Road  
Lidcombe NSW 2141  
Australia  
www.costco.com.au

Imported by:  
Costco Wholesale UK Ltd /  
Costco Online UK Ltd  
Hartspring Lane  
Watford, Herts  
WD25 8JS  
United Kingdom  
01923 213113  
www.costco.co.uk

Importado por:  
Costco Wholesale Spain S.L.U.  
Polígono Empresarial Los Gavilanes  
C/ Agustín de Betancourt, 17  
28906 Getafe (Madrid) España  
NIF: B86509460  
900 111 155  
www.costco.es

Distributed by:  
Costco Wholesale Iceland ehf.  
Kauptún 3-7, 210 Gardabaer  
Iceland  
www.costco.is

Distribué par :  
Costco France  
1 avenue de Bréhat  
91140 Villebon-sur-Yvette  
France  
01 80 45 01 10  
www.costco.fr

Imported by:  
Costco Wholesale Japan Ltd.  
3-1-4 Ikegami-Shincho  
Kawasaki-ku, Kawasaki-shi,  
Kanagawa 210-0832 Japan  
044-281-2600  
www.costco.co.jp

Imported and Distributed by:  
Costco Wholesale Korea, Ltd.  
40, Iljik-ro  
Gwangmyeong-si  
Gyeonggi-do, 14347, Korea  
1899-9900  
www.costco.co.kr

Imported by / Manufactured for:  
Costco President Taiwan, Inc.  
No. 656 Chung-Hwa 5th Road  
Kaohsiung, Taiwan  
Company Tax ID: 96972798  
449-9909 or 02-449-9909 (if cellphone)  
www.costco.com.tw

Imported by / Distributed by:  
Shanghai Minhang Costco Trading Co., Ltd  
Unit 109, No 388, Lian You Road  
Minhang District, Shanghai  
China 201107  
+86-21-6257-7065